

ASSEMBLING AN AR-15 PARTS CHECKLIST: TABLE OF CONTENTS



| | |
|---|--------------|
| UPPER RECEIVER COMMON PARTS | 1 |
| A1, A2 & A3 SIGHTS | 2-3 |
| BARREL COMPONENTS | 4-5 |
| BOLT & BOLT CARRIER COMPONENTS | 6 |
| LOWER RECEIVER COMMON PARTS | 7-8 |
| BUTTSTOCK COMPONENTS | 9-10 |
| REPAIR & ASSEMBLY TOOLS | 11-12 |
| ACCESSORIES | 13 |

ASSEMBLING AN AR-15 PARTS CHECKLIST:

UPPER RECEIVER COMMON PARTS



CONTACT/PROJECT: _____ DATE: _____ PAGE _____ of _____

1. Select (1) of the following UPPER RECEIVER options:

| Part | Notes: | Stock Number | Qty | Price | Ordered | Received |
|--|--------|--------------|-----|-------|---------|----------|
| Complete Upper Receiver <i>with</i> Barrel, or | | | 1 | | | |
| Complete Upper Receiver <i>without</i> Barrel (<i>Order barrel separately</i>), or | | | 1 | | | |
| Stripped Upper Receiver (<i>Order barrel separately</i>). | | | 1 | | | |

2. If ordering a STRIPPED UPPER RECEIVER, then order either 2A, 2B, or 2C:

2A) Order (1) of the following COMPLETE UPPER RECEIVER PARTS KITS, or


| Part | Notes: | Stock Number | Qty | Price | Ordered | Received |
|-----------------------------------|--------|--------------|-----|-------|---------|----------|
| Complete Upper Receiver Parts Kit | | | 1 | | | |

2B) Order (1 each) of the following COMPLETE SUBASSEMBLIES, or

| Part | Notes: | Stock Number | Qty | Price | Ordered | Received |
|-------------------------|--------|--------------|-----|-------|---------|----------|
| Ejection Port Cover Kit | | | 1 | | | |
| Forward Assist Kit | | | 1 | | | |
| Charging Handle Kit | | | 1 | | | |

2C) Order (1 each) of the following individual parts.

| Part | Notes: | Stock Number | Qty | Price | Ordered | Received |
|-----------------------------------|--------|--------------|-----|-------|---------|----------|
| Ejection Port Cover | | | 1 | | | |
| Ejection Port Cover Spring | | | 1 | | | |
| Ejection Port Cover Pin | | | 1 | | | |
| Ejection Hinge Pin Snap Ring | | | 1 | | | |
| Forward Assist Button | | | 1 | | | |
| Pawl Pin | | | 1 | | | |
| Forward Assist Pawl Detent | | | 1 | | | |
| Forward Assist Pawl Detent Spring | | | 1 | | | |
| Forward Assist Pawl | | | 1 | | | |
| Forward Assist Spring | | | 1 | | | |
| Forward Assist Retainer Pin | | | 1 | | | |
| Charging Handle | | | 1 | | | |
| Charging Handle Latch | | | 1 | | | |
| Charging Handle Spring | | | 1 | | | |
| Charging Handle Spring Pin | | | 1 | | | |



ASSEMBLING AN AR-15 PARTS CHECK LIST:

A1, A2 & A3 SIGHTS



CONTACT/PROJECT: _____ DATE: _____ PAGE _____ of _____

1. If Ordering an A1 REAR SIGHT, then order either 1A or 1B:

1A) Order (1) of the following A1 REAR SIGHT KITS, or

| Part | Notes: | Stock Number | Qty | Price | Ordered | Received |
|-----------------------|--------|--------------|-----|-------|---------|----------|
| Complete A1 Sight Kit | | | 1 | | | |

1B) Order (1 each) of the following individual parts.

| Part | Notes: | Stock Number | Qty | Price | Ordered | Received |
|------------------------|--------|--------------|-----|-------|---------|----------|
| Sight Windage Drum | | | 1 | | | |
| Base Spring Pin | | | 1 | | | |
| Sight Detent | | | 1 | | | |
| Sight Detent Spring | | | 1 | | | |
| Rear Flat Sight Spring | | | 1 | | | |
| Sight Aperture | | | 1 | | | |
| Sight Windage Screw | | | 1 | | | |

1C) If an A1 Front Sight is desired, Order (1) of the following COMPLETE A1 FRONT SIGHTS:

| Part | Notes: | Stock Number | Qty | Price | Ordered | Received |
|--|--------|--------------|-----|-------|---------|----------|
| A1 Front Sight Post w/5 detents and round post | | | 1 | | | |

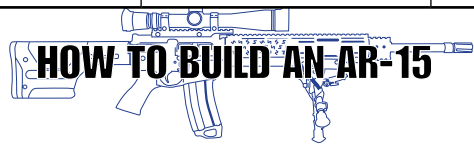
2. If Ordering an A2 REAR SIGHT, then order either 2A or 2B and 2C:

2A) Order (1) of the following COMPLETE A2 SIGHT KITS, or

| Part | Notes: | Stock Number | Qty | Price | Ordered | Received |
|-----------------------|--------|--------------|-----|-------|---------|----------|
| Complete A2 Sight Kit | | | 1 | | | |

2B) Order (1 each) of the following individual parts and 2C.

| Part | Notes: | Stock Number | Qty | Price | Ordered | Received |
|-------------------|--------|--------------|-----|-------|---------|----------|
| Windage Knob | | | 1 | | | |
| Windage Pin | | | 1 | | | |
| Sight Base | | | 1 | | | |
| Windage Screw | | | 1 | | | |
| Rear Sight Spring | | | 1 | | | |
| Rear Sight | | | 1 | | | |
| Base Spring Pin | | | 1 | | | |
| Elevation Knob | | | 1 | | | |
| Elevation Wheel | | | 1 | | | |
| Elevation Spring | | | 1 | | | |
| Index Screw | | | 1 | | | |



ASSEMBLING AN AR-15 PARTS CHECKLIST: A1, A2 & A3 SIGHTS CONTINUED



A1, A2, & A3 Sights Continued

2C) Order (3 each) of the following individual parts.

| Part | Notes: | Stock Number | Qty | Price | Ordered | Received |
|---------------|--------|--------------|-----|-------|---------|----------|
| Index Springs | | | 3 | | | |
| Sight Balls | | | 3 | | | |

2D) If an A2 Front Sight is desired, order (1) of the following COMPLETE A2 FRONT SIGHTS:

| | | | | | | |
|---|--|--|---|--|--|--|
| A2 Front Sight Post w/4 detents and square post | | | 1 | | | |
|---|--|--|---|--|--|--|


3. If ordering sights for a flattop receiver:

3A) Order from the following SIGHT options:

| Part | Notes: | Stock Number | Qty | Price | Ordered | Received |
|------------------------------|--------|--------------|-----|-------|---------|----------|
| Optics | | | | | | |
| Spare Batteries | | | | | | |
| Rings | | | | | | |
| Flattop Riser Mount | | | | | | |
| Carry Handle with Rear Sight | | | | | | |
| Lens Covers | | | | | | |
| Detachable Rear Sight | | | | | | |

3B) If a Front Sight is desired, order (1) of the following FRONT SIGHTS:

| Part | Product Name & Description | Stock Number | Qty | Price | Ordered | Received |
|-------------|----------------------------|--------------|-----|-------|---------|----------|
| Front Sight | | | 1 | | | |



ASSEMBLING AN AR-15 PARTS CHECKLIST:

BARREL COMPONENTS



CONTACT/PROJECT: _____ DATE: _____ PAGE _____ of _____

1. Select (1) of the following BARREL options:

| Part | Notes: | Stock Number | Qty | Price | Ordered | Received |
|--|--------|--------------|-----|-------|---------|----------|
| Barrel <i>with</i> Mil-Spec front sight housing installed | | | 1 | | | |
| Barrel <i>without</i> Mil-Spec front sight housing installed | | | 1 | | | |

2. If a FREE FLOAT HANDGUARD is desired:

Choose (1 each) of the following components:

| Part | Notes: | Stock Number | Qty | Price | Ordered | Received |
|---|--------|--------------|-----|-------|---------|----------|
| Free Float Handguard | | | 1 | | | |
| Gas Tube <i>of proper length</i> | | | 1 | | | |
| Gas Block <i>if not supplied with barrel</i> | | | 1 | | | |
| Gas Tube Roll Pin | | | 1 | | | |
| Front Sight <i>optional</i> | | | 1 | | | |
| Sling Swivel <i>optional</i> | | | 1 | | | |
| Flash Hider or Compensator <i>if not supplied with barrel</i> | | | 1 | | | |
| Lock Washer, Peel Washer, Locknut, or Crush Washer <i>if required</i> | | | 1 | | | |

3. If a 2-PIECE HANDGUARD is desired, order either 3A or 3B and 3C.

3A) Order (1 each) of the COMPLETE DELTA RING ASSEMBLY, or


| Part | Notes: | Stock Number | Qty | Price | Ordered | Received |
|-------------------------------|--------|--------------|-----|-------|---------|----------|
| Delta Ring Assembly, Complete | | | 1 | | | |

3B) Order (1 each) of the following individual DELTA RING components and 3C.

| Part | Notes: | Stock Number | Qty | Price | Ordered | Received |
|---------------------------|--------|--------------|-----|-------|---------|----------|
| Slip Ring Spring Assembly | | | 1 | | | |
| Handguard Slip Ring | | | 1 | | | |
| Handguard Retainer Ring | | | 1 | | | |

3C) Choose (1 each or as otherwise indicated) of the following components:

| Part | Notes: | Stock Number | Qty | Price | Ordered | Received |
|--|--------|--------------|-----|-------|---------|----------|
| Handguard Cap <i>if not supplied with barrel</i> | | | 1 | | | |
| 2-Piece Handguard | | | 1 | | | |
| Gas Tube <i>of proper length</i> | | | 1 | | | |
| Gas Tube Pin | | | 1 | | | |




ASSEMBLING AN AR-15 PARTS CHECKLIST: BARREL COMPONENTS CONTINUED



Choose (1 each or as otherwise indicated) of the following components:

| Part | Notes: | Stock Number | Qty | Price | Ordered | Received |
|--|--------|--------------|-----|-------|---------|----------|
| Gas Block or Front Sight Housing <i>if not supplied with barrel</i> | | | 1 | | | |
| Taper Pins <i>if installing a Front Sight Housing (Order 2)</i> | | | 2 | | | |
| Forward Sling Swivel | | | 1 | | | |
| Forward Sling Swivel Pin | | | 1 | | | |
| Flash Hider or Compensator <i>if not supplied with barrel and barrel is threaded</i> | | | 1 | | | |
| Lock Washer, Peel Washer, Locknut, or Crush Washer <i>if required</i> | | | 1 | | | |



ASSEMBLING AN AR-15 PARTS CHECKLIST: BOLT & BOLT CARRIER COMPONENTS



CONTACT/PROJECT: _____ DATE: _____ PAGE _____ of _____

1. If ordering a BOLT & CARRIER, order either 1A or 1B or 1C

1A) Order (1) of the following PREASSEMBLED BOLT/CARRIER GROUP, or


| Part | Notes: | Stock Number | Qty | Price | Ordered | Received |
|---------------------------------|--------|--------------|-----|-------|---------|----------|
| Preassembled Bolt/Carrier Group | | | 1 | | | |

1B) Order (1each) of the following individual components, or 1C.

| Part | Notes: | Stock Number | Qty | Price | Ordered | Received |
|------------------|--------|--------------|-----|-------|---------|----------|
| Bolt Assembly | | | 1 | | | |
| Carrier Assembly | | | 1 | | | |

1C) Order (1 each unless otherwise indicated) of the following individual components.

| Part | Notes: | Stock Number | Qty | Price | Ordered | Received |
|--|--------|--------------|-----|-------|---------|----------|
| Bolt, Stripped | | | 1 | | | |
| Ejector | | | 1 | | | |
| Ejector Spring | | | 1 | | | |
| Ejector Roll Pin | | | 1 | | | |
| Extractor | | | 1 | | | |
| Extractor Pin | | | 1 | | | |
| Extractor Spring | | | 1 | | | |
| Extractor Buffer, Black | | | 1 | | | |
| Gas Ring (Order 3) or 1-Piece Gas Ring | | | 3 | | | |
| Bolt Carrier, Stripped | | | 1 | | | |
| Bolt Carrier Cam Pin | | | 1 | | | |
| Bolt Carrier Key | | | 1 | | | |
| Bolt Carrier Key Screws (Order 2) | | | 2 | | | |
| Firing Pin | | | 1 | | | |
| Firing Pin Retainer Pin | | | 1 | | | |



ASSEMBLING AN AR-15 PARTS CHECKLIST:

LOWER RECEIVER COMMON PARTS



CONTACT/PROJECT: _____ DATE: _____ PAGE _____ of _____

1. Select one (1) of the following LOWER RECEIVER options:

| Part | Notes: | Stock Number | Qty | Price | Ordered | Received |
|---|--------|--------------|-----|-------|---------|----------|
| Complete Lower Receiver with Buttstock | | | 1 | | | |
| Complete Lower Receiver without Buttstock <i>Don't forget the buttstock</i> | | | 1 | | | |
| Stripped Lower Receiver | | | 1 | | | |

2. If ordering a STRIPPED LOWER RECEIVER, then order either 2A, 2B, or 2C:

2A) Order (1) of the following COMPLETE LOWER RECEIVER PARTS KITS, or

| Part | Notes: | Stock Number | Qty | Price | Ordered | Received |
|-----------------------------------|--------|--------------|-----|-------|---------|----------|
| Complete Lower Receiver Parts Kit | | | 1 | | | |

2B) Order (1 each) of the following COMPLETE SUBASSEMBLIES, or

| Part | Notes: | Stock Number | Qty | Price | Ordered | Received |
|--|--------|--------------|-----|-------|---------|----------|
| Trigger Kit <i>of correct pin size, .154" or .171</i> | | | 1 | | | |
| Bolt Catch Kit | | | 1 | | | |
| Magazine Catch Kit | | | 1 | | | |
| Pistol Grip Kit | | | 1 | | | |
| Pivot Pin Kit <i>of correct pin size, .250" or .312"</i> | | | 1 | | | |
| Take Down Pin Kit | | | 1 | | | |
| Fire Control (Safety) Selector Kit | | | 1 | | | |
| Triggerguard Kit | | | 1 | | | |
| Buffer Retainer | | | 1 | | | |
| Buffer Retainer Spring | | | 1 | | | |

2C) Order (1 each unless otherwise indicated) of the following individual parts.

| Part | Notes: | Stock Number | Qty | Price | Ordered | Received |
|---|--------|--------------|-----|-------|---------|----------|
| Hammer/Trigger Pin <i>of correct size, .154" or .171" (Order 2)</i> | | | 2 | | | |
| Trigger | | | 1 | | | |
| Trigger Spring | | | 1 | | | |
| Disconnecter | | | 1 | | | |
| Disconnecter Spring | | | 1 | | | |
| Hammer With J Hook Spring | | | 1 | | | |
| Bolt Catch Spring | | | 1 | | | |
| Bolt Catch Plunger | | | 1 | | | |
| Bolt Catch | | | | | | |


ASSEMBLING AN AR-15 PARTS CHECKLIST:

LOWER RECEIVER COMMON PARTS CONTINUED



2C Continued) Order (1 each unless otherwise indicated) of the following individual parts.

| Part | Notes: | Stock Number | Qty | Price | Ordered | Received |
|---|--------|--------------|-----|-------|---------|----------|
| Bolt Catch Pin | | | 1 | | | |
| Magazine Catch | | | 1 | | | |
| Magazine Release Button Spring | | | 1 | | | |
| Magazine Catch Button | | | 1 | | | |
| Pistol Grip | | | 1 | | | |
| Pistol Grip Lock Washer | | | 1 | | | |
| Pistol Grip Screw | | | 1 | | | |
| Pin Detents (Order 2) | | | 2 | | | |
| Pin Detent Springs (Order 2) | | | 2 | | | |
| Pivot Pin of correct size, .154" or .171" | | | 1 | | | |
| Take Down Pin | | | 1 | | | |
| Fire Control Selector | | | 1 | | | |
| Fire Control Spring | | | 1 | | | |
| Fire Control Detent | | | 1 | | | |
| Triggerguard | | | 1 | | | |
| Triggerguard Pivot Pin | | | 1 | | | |
| Triggerguard Pin | | | 1 | | | |
| Triggerguard Spring | | | 1 | | | |
| Triggerguard Plunger | | | 1 | | | |
| Buffer Retainer | | | 1 | | | |
| Buffer Retainer Spring | | | 1 | | | |



ASSEMBLING AN AR-15 PARTS CHECKLIST: BUTTSTOCK COMPONENTS



CONTACT/PROJECT: _____ DATE: _____ PAGE _____ of _____

1. If a COLLAPISBLE BUTTSTOCK is desired, order either 1A or 1B:

1A) Order (1) of the following COMPLETE COLLAPSIBLE BUTTSTOCK KITS, or


| Part | Notes: | Stock Number | Qty | Price | Ordered | Received |
|-------------------------------------|--------|--------------|-----|-------|---------|----------|
| Collapsible Buttstock Kit, Complete | | | 1 | | | |

1B) Order (1each) of the following COLLAPSIBLE BUTTSTOCK individual components:

| Part | Notes: | Stock Number | Qty | Price | Ordered | Received |
|---|--------|--------------|-----|-------|---------|----------|
| Collapsible Buttstock, Only | | | 1 | | | |
| Buffer Assembly <i>of correct type for stock and caliber</i> | | | 1 | | | |
| Lower Receiver Extension Tube <i>of correct length and diameter</i> | | | 1 | | | |
| Action Spring <i>of the correct length for stock type</i> | | | 1 | | | |
| Receiver End Plate | | | 1 | | | |
| Receiver Extension Nut | | | 1 | | | |
| Action Spring <i>of the correct length for stock type</i> | | | 1 | | | |
| Receiver End Plate | | | 1 | | | |
| Receiver Extension Nut | | | 1 | | | |

1C) These parts are typically preassembled on the Collapsible Buttstock, but be sure they are included when ordering.

| Part | Notes: | Stock Number | Qty | Price | Ordered | Received |
|--|--------|--------------|-----|-------|---------|----------|
| Release Lever | | | 1 | | | |
| Lock Pin Nut | | | 1 | | | |
| Lock Pin Retainer Roll Pin | | | 1 | | | |
| Lock Release Lever Pin Spring | | | 1 | | | |
| Lock Release Lever Pin | | | 1 | | | |
| Sling Swivel <i>(Not required for CAR-15 Stocks)</i> | | | 1 | | | |
| Sling Swivel Screw <i>(Not required for CAR-15 Stocks)</i> | | | 1 | | | |



ASSEMBLING AN AR-15 PARTS CHECKLIST: BUTTSTOCK COMPONENTS CONTINUED



2. If a FIXED BUTTSTOCK is desired, order either 2A or 2B:

2A) Order (1) of the following COMPLETE FIXED BUTTSTOCK KITS, or


| | | | | | |
|-------------------------------|--|--|---|--|--|
| Fixed Buttstock Kit, Complete | | | 1 | | |
|-------------------------------|--|--|---|--|--|

2B) Order (1each) of the following FIXED BUTTSTOCK individual components:

| Part | Notes: | Stock Number | Qty | Price | Ordered | Received |
|---|--------|--------------|-----|-------|---------|----------|
| Fixed Buttstock only | | | 1 | | | |
| Buffer Assembly <i>of correct type for stock and caliber</i> | | | 1 | | | |
| Lower Receiver Extension Tube <i>of correct length and diameter</i> | | | 1 | | | |
| Action Spring <i>of the correct length for stock type</i> | | | 1 | | | |
| Buttstock Spacer <i>For A2 stocks only</i> | | | 1 | | | |

2C) These parts are typically preassembled on the Fixed Buttstock, but be sure they are included when ordering.

| Part | Notes: | Stock Number | Qty | Price | Ordered | Received |
|--------------------------------------|--------|--------------|-----|-------|---------|----------|
| Buttstock Screw (A-1 or A-2) | | | 1 | | | |
| Butt Stock Door | | | 1 | | | |
| Butt Stock Door Hinge | | | 1 | | | |
| Door Hinge Pin | | | 1 | | | |
| Butt Stock Door Plunger | | | 1 | | | |
| Butt Stock Door Plunger Retainer Pin | | | 1 | | | |
| Butt Stock Door Plunger Spring | | | 1 | | | |
| Sling Swivel | | | 1 | | | |
| Sling Swivel Screw | | | 1 | | | |



ASSEMBLING AN AR-15 PARTS CHECKLIST: REPAIR & ASSEMBLY TOOLS




CONTACT/PROJECT: _____ DATE: _____ PAGE _____ of _____

Common Tools for Repair & Assembly

| Part | Notes: | Stock Number | Qty | Price | Ordered | Received |
|---|--------|--------------|-----|-------|---------|----------|
| Ballpeen Hammer 4 to 8 oz | | | | | | |
| Nylon/Brass Hammer | | | | | | |
| Bit Driver Screwdriver with 3 1/2" shaft | | | | | | |
| Torx Bit Set | | | | | | |
| Hex Bit Set | | | | | | |
| Flat Head bits 340-5 & 300-4 | | | | | | |
| Philips Bits | | | | | | |
| Needle Nose Pliers | | | | | | |
| Lower Receiver Vise Block | | | | | | |
| Upper Receiver Vise Block Set | | | | | | |
| Rifle Bench Block | | | | | | |
| Bench Mat | | | | | | |
| Bench Vise | | | | | | |
| Padded Vise Jaws | | | | | | |
| Set of Roll Pin Holders in Number 1, 2, 3, & 4 | | | | | | |
| Set of Roll Pin Punches in Number 1, 2, 3, & 4 | | | | | | |
| Barrel Nut Tool or Combination Armorer's Wrench | | | | | | |
| Buttstock Tool (Collapsible Stock only) | | | | | | |
| Handguard Removal Tool | | | | | | |

Barrel Specific Tools

| Part | Notes: | Stock Number | Qty | Price | Ordered | Received |
|--|--------|--------------|-----|-------|---------|----------|
| 1/2" drive Torque Wrench (30 ft lbs to 150 ft lbs) | | | | | | |
| 3/32" taper starter punch | | | | | | |
| 1/8" flat punch to peen the swivel rivet | | | | | | |
| Staking punch to start the peen on the swivel rivet | | | | | | |
| Sight Adjustment Tool for your type of sight (A-1/A-2) | | | | | | |



ASSEMBLING AN AR-15 PARTS CHECKLIST: REPAIR & ASSEMBLY TOOLS CONTINUED



Barrel Specific Tools continued


| Part | Notes: | Stock Number | Qty | Price | Ordered | Received |
|------------------------|--------|--------------|-----|-------|---------|----------|
| Gas Tube Alignment Pin | | | | | | |
| Snap Ring Pliers | | | | | | |
| Breaker Bar | | | | | | |
| Strap Wrench | | | | | | |

Upper Receiver Specific Tools

| Part | Notes: | Stock Number | Qty | Price | Ordered | Received |
|--|--------|--------------|-----|-------|---------|----------|
| Headspace Gauge Set Field/Go/No-go | | | | | | |
| Rear Sight Elevation Spring Tool for assembling the A2 sight | | | | | | |
| Sight Adjustment Tool for your type of sight | | | | | | |
| Ejector Removal Tool | | | | | | |

Lower Receiver Specific Tools

| Part | Notes: | Stock Number | Qty | Price | Ordered | Received |
|---|--------|--------------|-----|-------|---------|----------|
| .151 diameter punch for locating trigger parts & installation | | | | | | |
| Pivot Pin Detent Installation Tool | | | | | | |
| Bolt Catch Pin Punch | | | | | | |
| AR-15 Hammer Trigger Jig | | | | | | |
| Hammer Trigger Drop Block for adjusting the hammer & trigger | | | | | | |



ASSEMBLING AN AR-15 PARTS CHECKLIST: ACCESSORIES



Select from the following accessories:

| Part | Notes: | Stock Number | Qty | Price | Ordered | Received |
|----------------------------------|--------|--------------|-----|-------|---------|----------|
| Optics Primary | | | | | | |
| Optics Secondary | | | | | | |
| Spare Batteries for Optics | | | | | | |
| Clamp-On Sights | | | | | | |
| Sling | | | | | | |
| Bipod | | | | | | |
| Weapon Light | | | | | | |
| Remote Switch for Weapon Light | | | | | | |
| Spare Batteries for Weapon Light | | | | | | |
| Vertical Grip | | | | | | |
| Magazines | | | | | | |
| Cleaning Kit | | | | | | |
| Solvent | | | | | | |
| Oil | | | | | | |
| Patches | | | | | | |
| Chamber Brush | | | | | | |
| Bore Brush | | | | | | |
| Accu-Wedge | | | | | | |

